

# COM-103C COM-104C COM-A COM-B



COM-103C/104C

COM-A/B

## General Description

The COM series are communication level converters between RS-232C and RS-422A/485.

- COM-103C : RS-422A/RS-485 ↔ RS-232C
- COM-104C : RS-422A ↔ RS-232C
- COM-A : RS-422A ↔ RS-232C, DIN rail mount type
- COM-A : RS-485 ↔ RS-232C, DIN rail mount type

## Features

- ☆ Slim case 210 x 32 x 111mm (COM-103C/104C)
- ☆ Compact size 96 x 23.5 x 100mm (COM-A/B)
- ☆ DIN rail mount type (COM-A/B)

## Specifications

### COM-103C

Type : Line Converter for 2-wire system half-duplex  
RS-422A/RS-485 ↔ RS-232C

Details of RS-232C connector signals

Pin No.	Symbol	Name
2	SD	Send data
3	RD	Receive data
4	RS	Send request
5	CS	Ready to send
7	SG	Signal ground

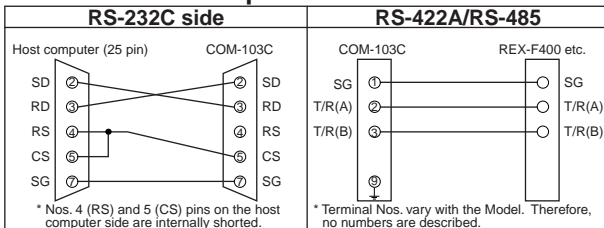
\* Symbols are based on JIS standard.

Details of RS-422A/RS-485 terminal signals

No.	Symbol	Name
1	SG	Signal ground
2	T/R(A)	Send data (-) and receive data (-)
3	T/R(B)	Send data (+) and receive data (+)
9	FG	Grounding for safety

\* Symbols are based on JIS standard.

#### • Connection Examples



Note: Above are the connection examples. The details of signals may vary with the host computer to be used. Therefore, take appropriate measures after signals are confirmed.

### COM-104C

Type : Line Converter for 4-wire system full-duplex  
RS-422A ↔ RS-232C

Details of RS-232C connector signals

Pin No.	Symbol	Name
2	SD	Send data
3	RD	Receive data
7	SG	Signal ground

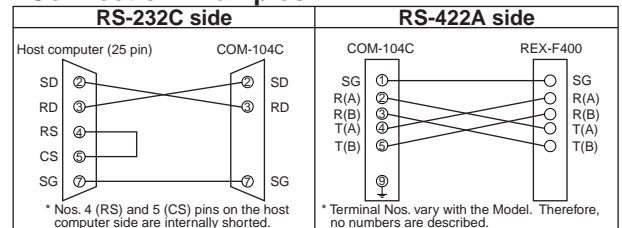
\* Symbols are based on JIS standard.

Details of RS-422A terminal signals

No.	Symbol	Name
1	SG	Signal ground
2	R(A)	Receive data (-)
3	R(B)	Receive data (+)
4	T(A)	Send data (-)
5	T(B)	Send data (+)
9	FG	Grounding for safety

\* Symbols are based on JIS standard.

#### • Connection Examples



Note: Above are the connection examples. The details of signals may vary with the host computer to be used. Therefore, take appropriate measures after signals are confirmed.

## General Specifications (COM-103C and COM-104C)

**External Dimensions (W x H x D) : 32 x 210 x 111mm**

**Supply voltage : 90 to 264V AC (50/60Hz)**

**Power consumption : Less than 9VA**

**Net weight : Approx. 540g**

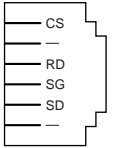
## Specifications

### COM-A

Type : Line Converter for 4-wire system full-duplex  
RS-422A ↔ RS-232C

Details of RS-232C connector signals

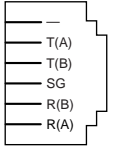
Pin No.	Symbol	Name
1	CS	Ready to send
2	—	Not used
3	RD	Receive data
4	SG	Signal ground
5	SD	Send data
6	—	Not used



\* Symbols are based on JIS standard.

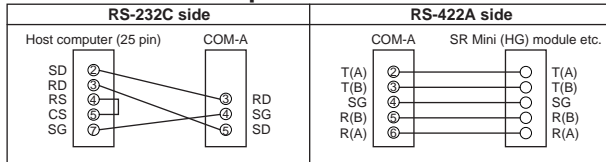
Details of RS-422A connector signals

Pin No.	Symbol	Name
1	—	Not used
2	T(A)	Send data (-)
3	T(B)	Send data (+)
4	SG	Signal ground
5	R(B)	Receive data (+)
6	R(A)	Receive data (-)



\* Symbols are based on JIS standard.

### • Connection Examples

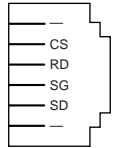


### COM-B

Type : Line Converter for 2-wire system half-duplex  
RS-485 ↔ RS-232C

Details of RS-232C connector signals

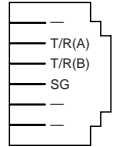
Pin No.	Symbol	Name
1	—	Not used
2	CS	Ready to send
3	RD	Receive data
4	SG	Signal ground
5	SD	Send data
6	—	Not used



\* Symbols are based on JIS standard.

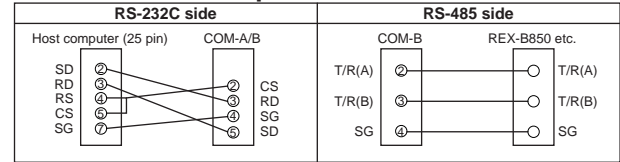
Details of RS-485 connector signals

Pin No.	Symbol	Name
1	—	Not used
2	T/R(A)	Send data (-) and receive data (-)
3	T/R(B)	Send data (+) and receive data (+)
4	SG	Signal ground
5	—	Not used
6	—	Not used



\* Symbols are based on JIS standard.

### • Connection Examples



## General Specifications (COM-A and COM-B)

**External Dimensions** (W x H x D) : 23.5 x 96 x 100mm

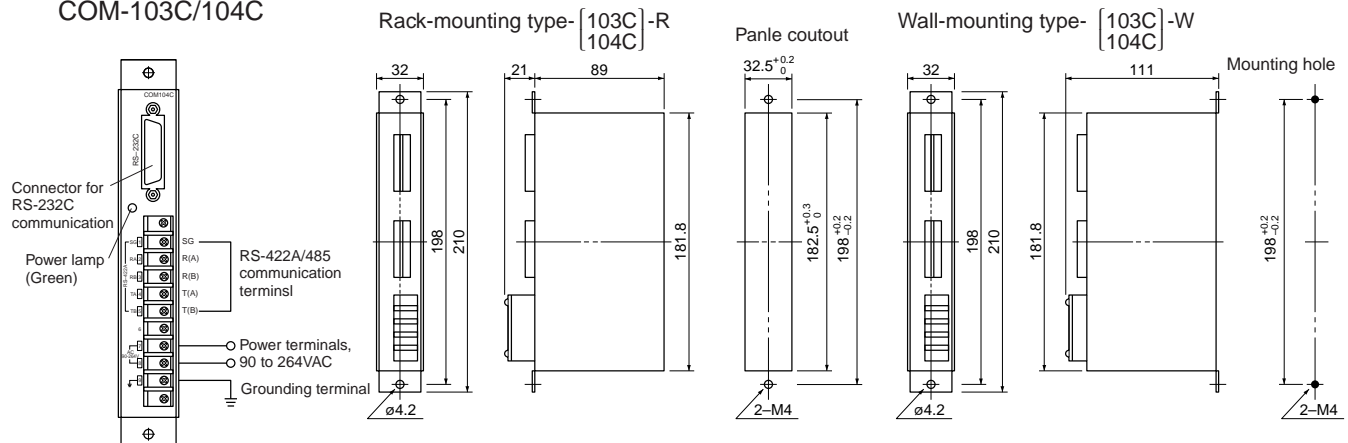
**Supply voltage** : 90 to 264V AC (50/60Hz)

**Power consumption** : Less than 5VA

**Net weight** : Approx. 200g

## External Dimensions and Terminals

### COM-103C/104C



### COM-A/B

