

COM-H



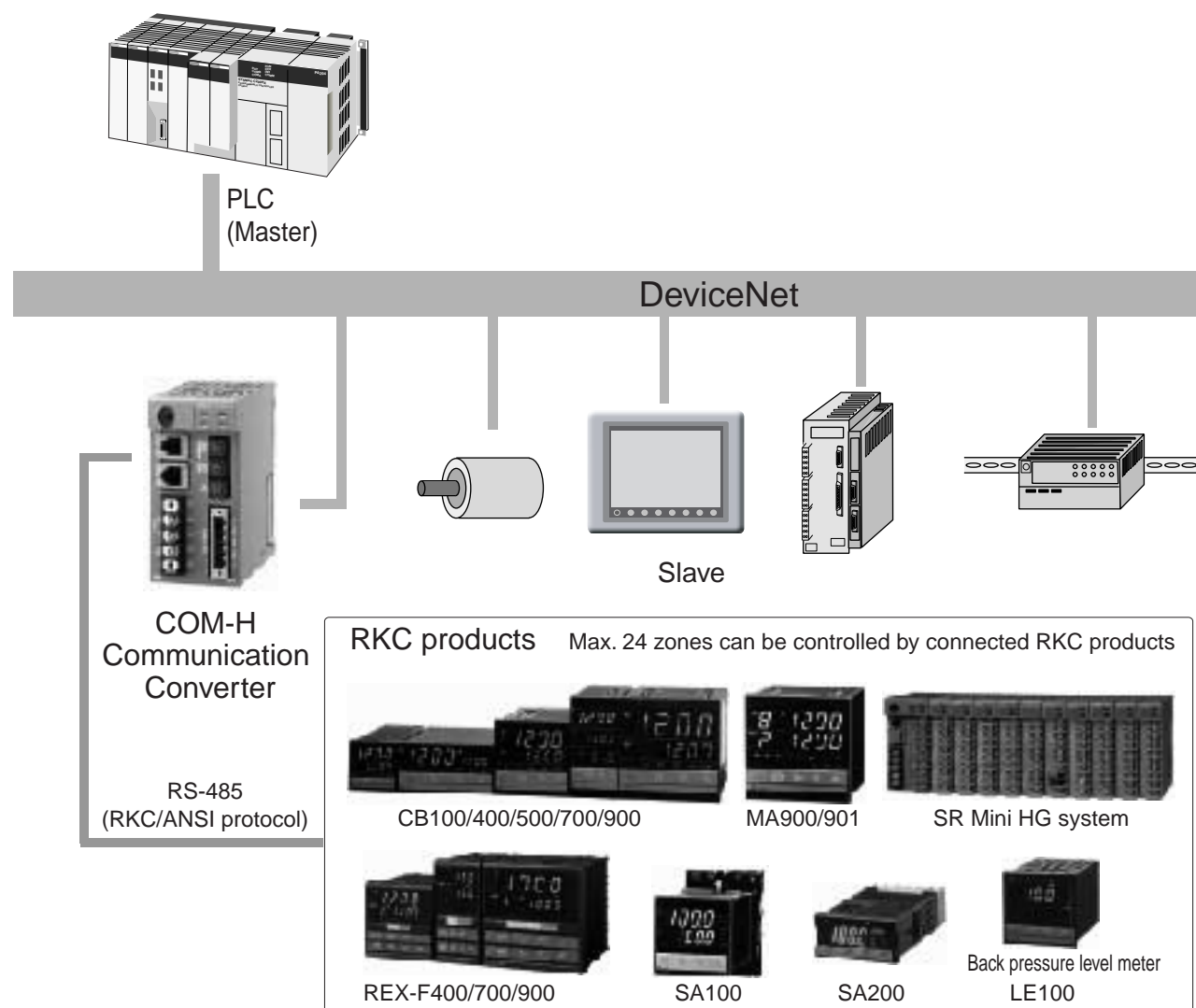
General Description

COM-H is a DIN rail mounted DeviceNet gateway for RKC products. Up to 24 controllers can be connected to DeviceNet network via COM-H. They may be different controller models, such as 10 units of CB900, 1 unit of MA901^{*1}, and 1 unit of LE100.

A maximum of 24 controllers^{*1} can be connected to DeviceNet via COM-H regardless of model type.

^{*1} MA900 is considered as 4 controllers, MA901 as 8 controllers. For SR Mini HG/SR Mini, one COM-H can have one SR Mini HG/SR Mini unit.

System Configuration



DeviceNet Communication Converter COM-H

Specifications

DeviceNet Communication

Protocol

DeviceNet equivalent

Supported connection

Polling I/O, Explicit message

Communication type

Multi-drop, T-branch method
(Terminal resistor required)

Communication speed

500kbps, 250kbps, 125kbps

| Speed | Max.length *1 | Branch | Trunk line |
|---------|-----------------|--------|------------|
| 500kbps | 100m or less *2 | 6m > | 39m > |
| 250kbps | 250m or less *2 | 6m > | 78m > |
| 125kbps | 500m or less *2 | 6m > | 156m > |

*1 Distance between two farthest nodes.

*2 100m or less if thin exclusive cable is used in a trunk line.

Maximum node

64 (including Master)

Error control check

CRC error and node address (MAC ID) duplication check.)

RKC Controller Communication

Communication method

RS-422A or RS-232C equivalent

- To be specified at the time of ordering
- When uses the controller of RS-485, wires it with TA-RA and TB-RB with the RS-422A communication terminals of the controller.

Connection

RS-422A : 4-wire multi-drop connection
RS-232C : Point-to-Point connection

Protocol

ANSI X3.28 subcategory 2.5B1

Synchronization

Start/Stop method

Communication speed

4800, 9600, 19200 bps

Bit format

Start-bit : 1
Data bit : 7 or 8
Parity bit : Without, Odd or Even
Stop bit : Stop bit 1
Parity bit : 1

Communication code

ASCII/JIS 7-bit code

General Specifications

Supply Voltage

21.6 to 26.4V DC (Ripple rate 10%p-p or less) (Rating : 24V DC)

Power Consumption

Less than 70mA

Operating Environments

0 to 50°C [32 to 122°F] , 45 to 85% RH

Insulation resistance

More than 20MΩ (500V DC) between power and ground terminals

More than 20MΩ (500V DC) between communication and ground terminals

Dielectric strength

1500V AC for one minute between power and terminals

1000V AC for one minute between communication and ground terminals

Self-diagnosis

Check items : watchdog timer

Lamp action : Red LED (MS) blinks, and all other displays go off.

Net Weight

Approx. 270g

External Dimensions (W x H x D)

47.5 x 96 x 100 mm

Compliance with Standards

- CE Mark
- UL Recognized
- CSA Certified



Model and Suffix Code

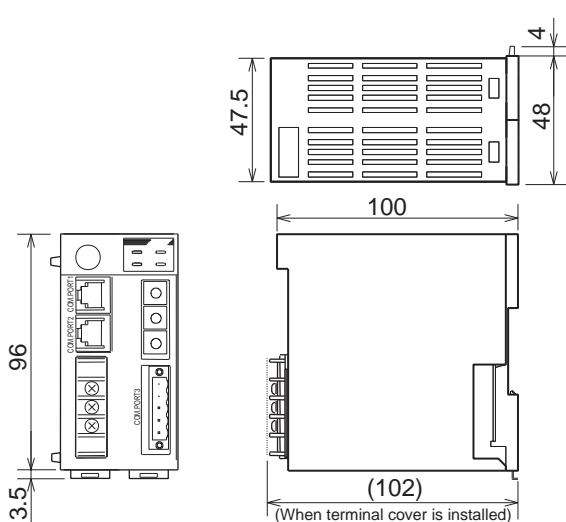
| Specifications | Model and Suffix Code | | | |
|--------------------------|--|----------|--------|--------|
| Model | COM-H | -□-□-□-□ | | |
| Supply voltage | 24V DC | 3 | | |
| Available controller | SR Mini/SR Mini HG CB100/400/500/700/900, F400/700/900 SA100,SA200,MA900/901,LE100 | 90 | | |
| Communication | RS-232C RS-422A *1 | | 1 4 | |
| Connector for Device Net | Open connector Micro connector | | | N 1 |

*1 RS-485 is available.

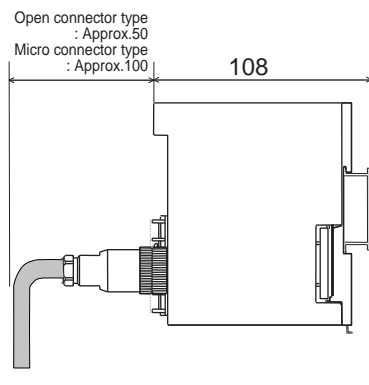
Accessory

| Specifications | Model Code |
|---|--------------|
| Between COM-H and CB100/400/500/700/900, F400/700/900,SA100,SA200,MA900/901,LE100 (3 meters) | W-BF-01-3000 |
| Between COM-H and SR Mini HG/SR Mini (3 meters) | W-BF-02-3000 |

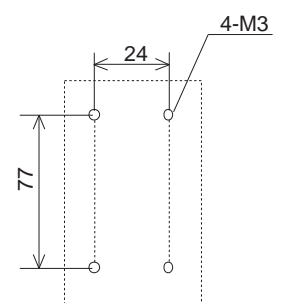
External Dimensions



Depth when mounted on a DIN-rail



Mounting on a panel



* Product names mentioned herein may be trademarks and/or registered trademarks of their respective companies.