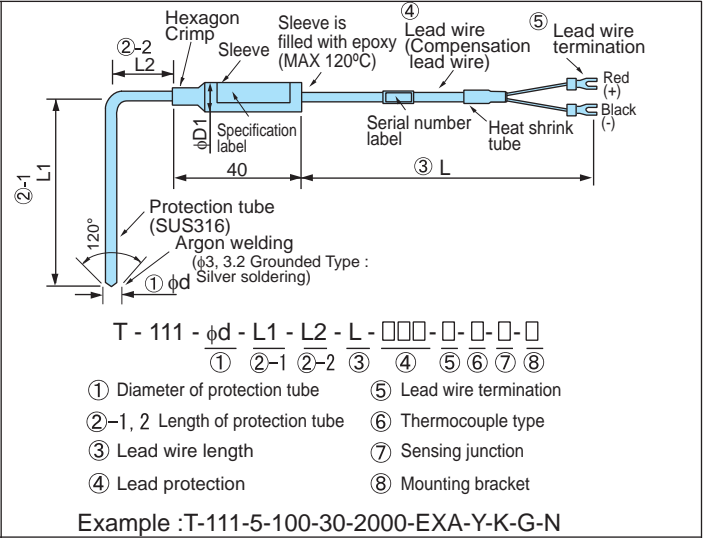
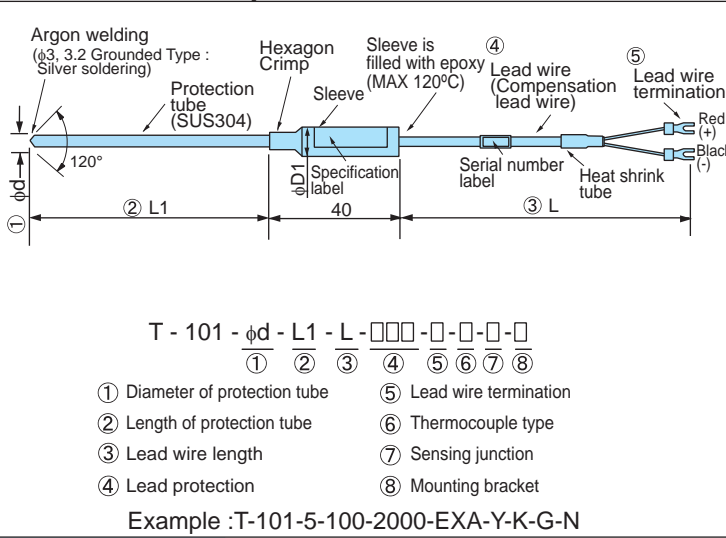


Thermocouples : T-101/T-111



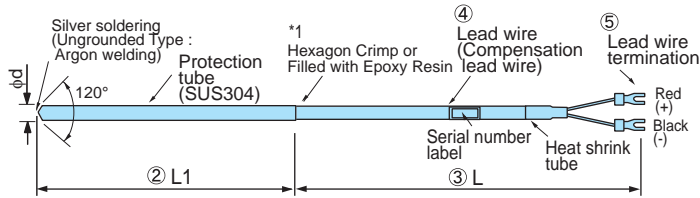
①	Diameter of protection tube	φ3.0, φ3.2, φ4.8, φ5.0, φ6.0, φ6.4, φ8.0																								
②	Length of protection tube	Specify length by "mm" (100mm to 1,000mm) • Please contact distributors regarding other length.																								
③	Lead wire length	Specify length by "mm" (100mm or more)																								
④	Lead protection	<table border="1"> <thead> <tr> <th>Code</th> <th>Details</th> <th>Operating temperature</th> <th>Code</th> <th>Details</th> <th>Operating temperature</th> </tr> </thead> <tbody> <tr> <td>EXA</td> <td>Fiberglass with stainless steel</td> <td>0 to 150°C</td> <td>EXD</td> <td>PVC (polyvinyl chloride)</td> <td>-20 to +90°C</td> </tr> <tr> <td>EXB</td> <td>Fiberglass</td> <td>0 to 150°C</td> <td>EXE</td> <td>Silicone rubber</td> <td>-55 to +180°C</td> </tr> <tr> <td>EXC</td> <td>PVC (polyvinyl chloride) with copper wire braided</td> <td>-20 to +90°C</td> <td>EXF</td> <td>Fluorocarbon polymers (FEP)</td> <td>0 to 200°C</td> </tr> </tbody> </table>	Code	Details	Operating temperature	Code	Details	Operating temperature	EXA	Fiberglass with stainless steel	0 to 150°C	EXD	PVC (polyvinyl chloride)	-20 to +90°C	EXB	Fiberglass	0 to 150°C	EXE	Silicone rubber	-55 to +180°C	EXC	PVC (polyvinyl chloride) with copper wire braided	-20 to +90°C	EXF	Fluorocarbon polymers (FEP)	0 to 200°C
Code	Details	Operating temperature	Code	Details	Operating temperature																					
EXA	Fiberglass with stainless steel	0 to 150°C	EXD	PVC (polyvinyl chloride)	-20 to +90°C																					
EXB	Fiberglass	0 to 150°C	EXE	Silicone rubber	-55 to +180°C																					
EXC	PVC (polyvinyl chloride) with copper wire braided	-20 to +90°C	EXF	Fluorocarbon polymers (FEP)	0 to 200°C																					
⑤	Lead wire termination	<table border="1"> <thead> <tr> <th>Code</th> <th>Details</th> <th>Code</th> <th>Details</th> </tr> </thead> <tbody> <tr> <td>Y</td> <td>Spade lugs for JIS standard "M3" size screw</td> <td>TE*1</td> <td>Thermocouple connector (CSP01+CLP-A+CSP02)</td> </tr> <tr> <td>R</td> <td>Ring lugs for JIS standard "M4" size screw</td> <td>N</td> <td>No terminal lugs *terminal soldered</td> </tr> <tr> <td>M</td> <td>Metal connector (SCK-1602-P)</td> <td></td> <td></td> </tr> </tbody> </table> <p style="text-align: right;">*1 : Other thermocouple connector : See Page 10</p>	Code	Details	Code	Details	Y	Spade lugs for JIS standard "M3" size screw	TE*1	Thermocouple connector (CSP01+CLP-A+CSP02)	R	Ring lugs for JIS standard "M4" size screw	N	No terminal lugs *terminal soldered	M	Metal connector (SCK-1602-P)										
Code	Details	Code	Details																							
Y	Spade lugs for JIS standard "M3" size screw	TE*1	Thermocouple connector (CSP01+CLP-A+CSP02)																							
R	Ring lugs for JIS standard "M4" size screw	N	No terminal lugs *terminal soldered																							
M	Metal connector (SCK-1602-P)																									
⑥	Thermocouple type	<table border="1"> <thead> <tr> <th>Code</th> <th>Details</th> <th>Code</th> <th>Details</th> </tr> </thead> <tbody> <tr> <td>K</td> <td>Type K (Chromel-Alumel)</td> <td>T</td> <td>Type T (Copper-Constantan)</td> </tr> <tr> <td>J</td> <td>Type J (Iron-Constantan)</td> <td>E</td> <td>Type E (Chromel-Constantan)</td> </tr> </tbody> </table>	Code	Details	Code	Details	K	Type K (Chromel-Alumel)	T	Type T (Copper-Constantan)	J	Type J (Iron-Constantan)	E	Type E (Chromel-Constantan)												
Code	Details	Code	Details																							
K	Type K (Chromel-Alumel)	T	Type T (Copper-Constantan)																							
J	Type J (Iron-Constantan)	E	Type E (Chromel-Constantan)																							
⑦	Measuring junction	<table border="1"> <thead> <tr> <th>Code</th> <th>Details</th> </tr> </thead> <tbody> <tr> <td>G</td> <td>Grounded</td> </tr> <tr> <td>NG</td> <td>Ungrounded</td> </tr> <tr> <td>O</td> <td>Exposed *</td> </tr> </tbody> </table> <p>* Exposed-junction type is available depending on specification such as shapes, environment of usage, etc. Please contact with our distributors.</p>	Code	Details	G	Grounded	NG	Ungrounded	O	Exposed *																
Code	Details																									
G	Grounded																									
NG	Ungrounded																									
O	Exposed *																									
⑧	Mounting bracket	<table border="1"> <thead> <tr> <th>Code</th> <th>Details</th> <th>Code</th> <th>Details</th> </tr> </thead> <tbody> <tr> <td>A</td> <td>Fixed nipple (nut)</td> <td>E</td> <td>Compression fitting</td> </tr> <tr> <td>B</td> <td>Rotary nipple (nut)</td> <td>N</td> <td>No bracket</td> </tr> <tr> <td>C</td> <td>Fixed flange</td> <td></td> <td></td> </tr> </tbody> </table> <p>• Please contact distributors regarding other mounting bracket.</p> <p>Specify size of mounting bracket when code is "A", "B", or "E". (See Page 6) Specify size of flange when code is "C". (See Page 6)</p>	Code	Details	Code	Details	A	Fixed nipple (nut)	E	Compression fitting	B	Rotary nipple (nut)	N	No bracket	C	Fixed flange										
Code	Details	Code	Details																							
A	Fixed nipple (nut)	E	Compression fitting																							
B	Rotary nipple (nut)	N	No bracket																							
C	Fixed flange																									

Specifications	Class : class 2 * Class 1 is available (Please specify when you order)																																																																				
	Element : Single element * Double element is available. (Diameter of protection tube : φ4.8 or more) (Please specify when you order)																																																																				
	Maximum temperature for use																																																																				
Thermocouple type	Diameter of protection tube	<table border="1"> <thead> <tr> <th colspan="2">T-101</th> <th colspan="2">T-111</th> </tr> <tr> <th>Operating temperature for regular use</th> <th>Maximum temperature</th> <th>Operating temperature for regular use</th> <th>Maximum temperature</th> </tr> </thead> <tbody> <tr> <td rowspan="3">K</td> <td>φ3.0 to φ3.2</td> <td>300°C</td> <td>400°C</td> <td>300°C</td> <td>400°C</td> </tr> <tr> <td>φ4.8 to φ6.4</td> <td>650°C</td> <td>850°C</td> <td>300°C</td> <td>400°C</td> </tr> <tr> <td>φ8.0</td> <td>750°C</td> <td>950°C</td> <td>300°C</td> <td>400°C</td> </tr> <tr> <td rowspan="3">J</td> <td>φ3.0 to φ3.2</td> <td>200°C</td> <td>300°C</td> <td>200°C</td> <td>300°C</td> </tr> <tr> <td>φ4.8 to φ6.4</td> <td>400°C</td> <td>500°C</td> <td>300°C</td> <td>400°C</td> </tr> <tr> <td>φ8.0</td> <td>450°C</td> <td>550°C</td> <td>350°C</td> <td>400°C</td> </tr> <tr> <td rowspan="3">T</td> <td>φ4.8 to φ6.4</td> <td>200°C</td> <td>250°C</td> <td>200°C</td> <td>250°C</td> </tr> <tr> <td>φ8.0</td> <td>250°C</td> <td>300°C</td> <td>250°C</td> <td>300°C</td> </tr> <tr> <td>φ3.0 to φ3.2</td> <td>200°C</td> <td>300°C</td> <td>200°C</td> <td>300°C</td> </tr> <tr> <td rowspan="3">E</td> <td>φ4.8 to φ6.4</td> <td>450°C</td> <td>500°C</td> <td>300°C</td> <td>400°C</td> </tr> <tr> <td>φ8.0</td> <td>500°C</td> <td>550°C</td> <td>300°C</td> <td>400°C</td> </tr> </tbody> </table>	T-101		T-111		Operating temperature for regular use	Maximum temperature	Operating temperature for regular use	Maximum temperature	K	φ3.0 to φ3.2	300°C	400°C	300°C	400°C	φ4.8 to φ6.4	650°C	850°C	300°C	400°C	φ8.0	750°C	950°C	300°C	400°C	J	φ3.0 to φ3.2	200°C	300°C	200°C	300°C	φ4.8 to φ6.4	400°C	500°C	300°C	400°C	φ8.0	450°C	550°C	350°C	400°C	T	φ4.8 to φ6.4	200°C	250°C	200°C	250°C	φ8.0	250°C	300°C	250°C	300°C	φ3.0 to φ3.2	200°C	300°C	200°C	300°C	E	φ4.8 to φ6.4	450°C	500°C	300°C	400°C	φ8.0	500°C	550°C	300°C	400°C
T-101		T-111																																																																			
Operating temperature for regular use	Maximum temperature	Operating temperature for regular use	Maximum temperature																																																																		
K	φ3.0 to φ3.2	300°C	400°C	300°C	400°C																																																																
	φ4.8 to φ6.4	650°C	850°C	300°C	400°C																																																																
	φ8.0	750°C	950°C	300°C	400°C																																																																
J	φ3.0 to φ3.2	200°C	300°C	200°C	300°C																																																																
	φ4.8 to φ6.4	400°C	500°C	300°C	400°C																																																																
	φ8.0	450°C	550°C	350°C	400°C																																																																
T	φ4.8 to φ6.4	200°C	250°C	200°C	250°C																																																																
	φ8.0	250°C	300°C	250°C	300°C																																																																
	φ3.0 to φ3.2	200°C	300°C	200°C	300°C																																																																
E	φ4.8 to φ6.4	450°C	500°C	300°C	400°C																																																																
	φ8.0	500°C	550°C	300°C	400°C																																																																
	Sleeve Dimension (φD1)																																																																				
Lead wire type	Diameter of protection tube	φ3.0 to φ5.0	φ6.0 to φ8.0																																																																		
EXA, EXB, EXC		φ8x40	φ10x40																																																																		
EXD, EXF																																																																					
EXE		φ10x40																																																																			

Reference	<ul style="list-style-type: none"> Stainless flexible lead wire is available Model Code : T-101F/T-111F <p>MAX 120°C</p> <p>SUS304</p> <p>Compensation lead wire (Fiberglass)</p> <p>For flexible lead wire, the dimension of the sleeve is φ10 x 40mm. (Lead protection EXB type is same to standard specification.)</p> <ul style="list-style-type: none"> No waterproof 	<ul style="list-style-type: none"> Spring loaded type is available (Please specify when you order) <p>Sleeve is filled with epoxy (MAX 120°C)</p> <p>Spring (SUS304)</p> <p>Lead wire (Compensation lead wire)</p> <p>70</p> <p>Dimensions for the spring loaded sleeve is as follows.</p> <ul style="list-style-type: none"> Protection tube φ8 with extension lead wire EXA, EXB, EXD : φ10 x 40mm Protection tube φ3.0 to φ8.0 with extension lead wire EXC : φ10 x 40mm Except from the above: : φ8 x 40mm 	<ul style="list-style-type: none"> Material of protection tube SUS316 is available. (Please specify when you order)
-----------	---	---	---

Thermocouples : T-102

Diameter of protection tube (ϕd) : 3.0, 3.2



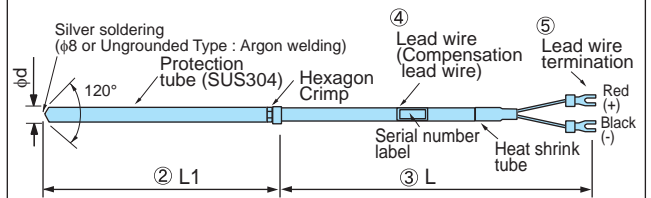
*1: Fiber glass lead protection (EXB) : Hexagon Crimp
Fluorocarbon polymers lead protection (EXF) : Filled with Epoxy Resin

T - 102 - ϕd - L1 - L - □□□ - □ - □ - □ - □

- ① Diameter of protection tube
- ② Length of protection tube
- ③ Lead wire length
- ④ Lead protection
- ⑤ Lead wire termination
- ⑥ Thermocouple type
- ⑦ Sensing junction
- ⑧ Mounting bracket

Example : T-102-3.2-300-2000-EXA-Y-K-G-N

Diameter of protection tube (ϕd) : 4.0 or more



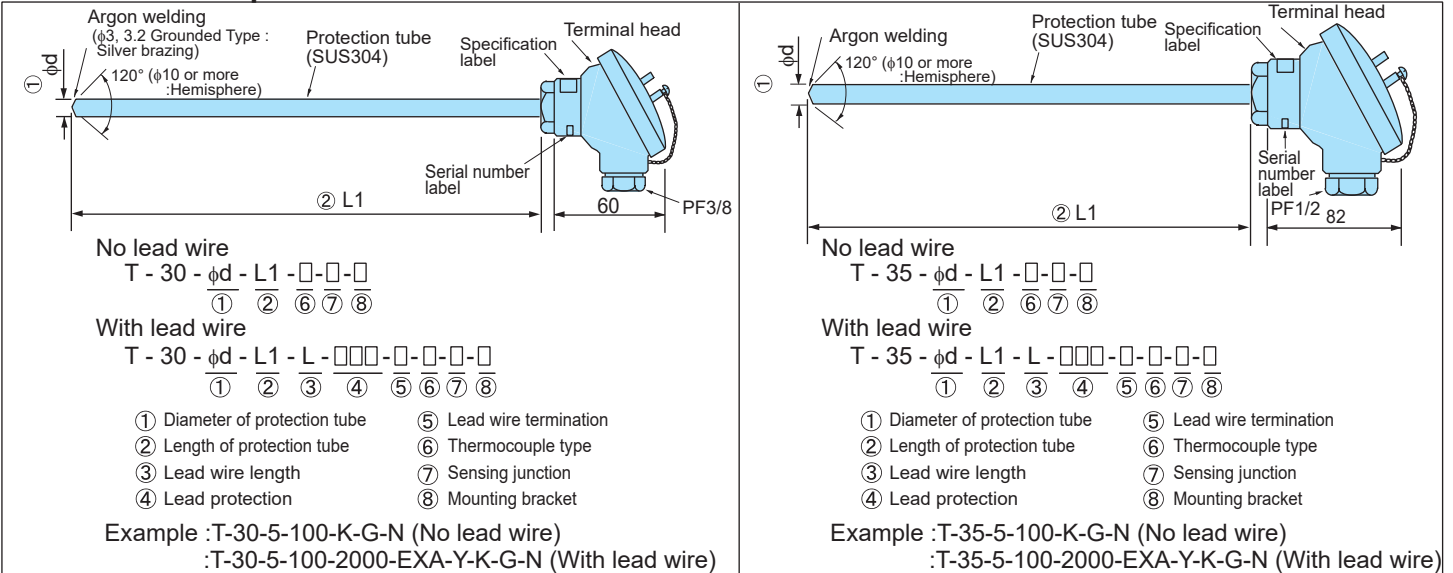
T - 102 - ϕd - L1 - L - □□□ - □ - □ - □ - □

- ① Diameter of protection tube
- ② Length of protection tube
- ③ Lead wire length
- ④ Lead protection
- ⑤ Lead wire termination
- ⑥ Thermocouple type
- ⑦ Sensing junction
- ⑧ Mounting bracket

Example : T-102-5.0-300-2000-EXA-Y-K-G-N

①	Diameter of protection tube	$\phi 3.0, \phi 3.2$	$\phi 4.0, \phi 4.8, \phi 5.0, \phi 6.0, \phi 8.0$																																																				
②	Length of protection tube	Specify length by "mm" (30mm to 500mm)	• Please contact distributors regarding other length.																																																				
③	Lead wire length	Specify length by "mm" (100mm to 10,000mm)	• Please contact distributors regarding other length.																																																				
④	Lead protection	<table border="1"> <thead> <tr> <th>Code</th> <th>Details</th> <th>Operating temperature</th> </tr> </thead> <tbody> <tr> <td>EXB</td> <td>Fiberglass</td> <td>0 to 150°C</td> </tr> <tr> <td>EXF</td> <td>Fluorocarbon polymers (FEP)</td> <td>0 to 200°C</td> </tr> </tbody> </table>	Code	Details	Operating temperature	EXB	Fiberglass	0 to 150°C	EXF	Fluorocarbon polymers (FEP)	0 to 200°C	<table border="1"> <thead> <tr> <th>Code</th> <th>Details</th> <th>Operating temperature</th> </tr> </thead> <tbody> <tr> <td>EXA</td> <td>Fiberglass with stainless steel</td> <td>0 to 150°C</td> </tr> <tr> <td>EXB</td> <td>Fiberglass</td> <td>0 to 150°C</td> </tr> <tr> <td>EXE</td> <td>Silicone rubber (Only for $\phi 4.8, \phi 5.0$, Type K)</td> <td>-20 to +90°C</td> </tr> </tbody> </table>	Code	Details	Operating temperature	EXA	Fiberglass with stainless steel	0 to 150°C	EXB	Fiberglass	0 to 150°C	EXE	Silicone rubber (Only for $\phi 4.8, \phi 5.0$, Type K)	-20 to +90°C																															
Code	Details	Operating temperature																																																					
EXB	Fiberglass	0 to 150°C																																																					
EXF	Fluorocarbon polymers (FEP)	0 to 200°C																																																					
Code	Details	Operating temperature																																																					
EXA	Fiberglass with stainless steel	0 to 150°C																																																					
EXB	Fiberglass	0 to 150°C																																																					
EXE	Silicone rubber (Only for $\phi 4.8, \phi 5.0$, Type K)	-20 to +90°C																																																					
⑤	Lead wire termination	<table border="1"> <thead> <tr> <th>Code</th> <th>Details</th> <th>Code</th> <th>Details</th> </tr> </thead> <tbody> <tr> <td>Y</td> <td>Spade lugs for JIS standard "M3" size screw</td> <td>TE *1</td> <td>Thermocouple connector (CSP01+CLP-A+CSP02)</td> </tr> <tr> <td>R</td> <td>Ring lugs for JIS standard "M4" size screw</td> <td>N</td> <td>No terminal lugs *terminal soldered</td> </tr> <tr> <td>M</td> <td>Metal connector (SCK-1602-P)</td> <td></td> <td>•See Page7</td> </tr> </tbody> </table>	Code	Details	Code	Details	Y	Spade lugs for JIS standard "M3" size screw	TE *1	Thermocouple connector (CSP01+CLP-A+CSP02)	R	Ring lugs for JIS standard "M4" size screw	N	No terminal lugs *terminal soldered	M	Metal connector (SCK-1602-P)		•See Page7	*1 : Other thermocouple connector : See Page 10																																				
Code	Details	Code	Details																																																				
Y	Spade lugs for JIS standard "M3" size screw	TE *1	Thermocouple connector (CSP01+CLP-A+CSP02)																																																				
R	Ring lugs for JIS standard "M4" size screw	N	No terminal lugs *terminal soldered																																																				
M	Metal connector (SCK-1602-P)		•See Page7																																																				
⑥	Thermocouple type	<table border="1"> <thead> <tr> <th>Code</th> <th>Details</th> <th>Code</th> <th>Details</th> </tr> </thead> <tbody> <tr> <td>K</td> <td>Type K (Chromel-Alumel)</td> <td>T</td> <td>Type T (Copper-Constantan)</td> </tr> <tr> <td>J</td> <td>Type J (Iron-Constantan)</td> <td></td> <td></td> </tr> </tbody> </table>	Code	Details	Code	Details	K	Type K (Chromel-Alumel)	T	Type T (Copper-Constantan)	J	Type J (Iron-Constantan)																																											
Code	Details	Code	Details																																																				
K	Type K (Chromel-Alumel)	T	Type T (Copper-Constantan)																																																				
J	Type J (Iron-Constantan)																																																						
⑦	Measuring junction	<table border="1"> <thead> <tr> <th>Code</th> <th>Details</th> </tr> </thead> <tbody> <tr> <td>G</td> <td>Grounded</td> </tr> <tr> <td>NG</td> <td>Ungrounded</td> </tr> <tr> <td>O</td> <td>Exposed * * Exposed-junction type is available depending on specification such as shapes, environment of usage, etc. Please contact with our distributors.</td> </tr> </tbody> </table>	Code	Details	G	Grounded	NG	Ungrounded	O	Exposed * * Exposed-junction type is available depending on specification such as shapes, environment of usage, etc. Please contact with our distributors.																																													
Code	Details																																																						
G	Grounded																																																						
NG	Ungrounded																																																						
O	Exposed * * Exposed-junction type is available depending on specification such as shapes, environment of usage, etc. Please contact with our distributors.																																																						
⑧	Mounting bracket	<table border="1"> <thead> <tr> <th>Code</th> <th>Details</th> <th>Code</th> <th>Details</th> </tr> </thead> <tbody> <tr> <td>A</td> <td>Fixed nipple (nut)</td> <td>E</td> <td>Compression fitting</td> </tr> <tr> <td>B</td> <td>Rotary nipple (nut)</td> <td>N</td> <td>No bracket</td> </tr> <tr> <td>C</td> <td>Fixed flange</td> <td></td> <td></td> </tr> </tbody> </table>	Code	Details	Code	Details	A	Fixed nipple (nut)	E	Compression fitting	B	Rotary nipple (nut)	N	No bracket	C	Fixed flange			Specify size of mounting bracket when code is "A", "B", or "E". (See Page 6) Specify size of flange when code is "C". (See Page 6)																																				
Code	Details	Code	Details																																																				
A	Fixed nipple (nut)	E	Compression fitting																																																				
B	Rotary nipple (nut)	N	No bracket																																																				
C	Fixed flange																																																						
	Specifications	<p>Class : class 2 * Class 1 is available (Please specify when you order)</p> <p>Element : Single element * Double element is available. (Diameter of protection tube : $\phi 4.8$ or more) (Please specify when you order)</p> <p>Maximum temperature for use</p> <table border="1"> <thead> <tr> <th rowspan="3">Thermocouple type</th> <th colspan="4">Operating temperature for regular use</th> <th colspan="4">Maximum temperature</th> </tr> <tr> <th colspan="4">Lead protection (Code)</th> <th colspan="4">Lead protection (Code)</th> </tr> <tr> <th>EXA</th> <th>EXB</th> <th>EXE</th> <th>EXF</th> <th>EXA</th> <th>EXB</th> <th>EXE</th> <th>EXF</th> </tr> </thead> <tbody> <tr> <td>K</td> <td>300°C</td> <td>300°C</td> <td>180°C</td> <td>200°C</td> <td>400°C</td> <td>400°C</td> <td></td> <td></td> </tr> <tr> <td>J</td> <td>300°C</td> <td>300°C</td> <td>180°C</td> <td>200°C</td> <td>400°C</td> <td>400°C</td> <td></td> <td></td> </tr> <tr> <td>T</td> <td>200°C</td> <td>200°C</td> <td>180°C</td> <td>200°C</td> <td>250°C</td> <td>250°C</td> <td></td> <td></td> </tr> </tbody> </table>	Thermocouple type	Operating temperature for regular use				Maximum temperature				Lead protection (Code)				Lead protection (Code)				EXA	EXB	EXE	EXF	EXA	EXB	EXE	EXF	K	300°C	300°C	180°C	200°C	400°C	400°C			J	300°C	300°C	180°C	200°C	400°C	400°C			T	200°C	200°C	180°C	200°C	250°C	250°C			
Thermocouple type	Operating temperature for regular use				Maximum temperature																																																		
	Lead protection (Code)				Lead protection (Code)																																																		
	EXA	EXB	EXE	EXF	EXA	EXB	EXE	EXF																																															
K	300°C	300°C	180°C	200°C	400°C	400°C																																																	
J	300°C	300°C	180°C	200°C	400°C	400°C																																																	
T	200°C	200°C	180°C	200°C	250°C	250°C																																																	
	Reference	<p>• Spring loaded type is available (Please specify when you order)</p> <p>• Material of protection tube SUS316 is available. (Please specify when you order)</p>																																																					

Thermocouples : T-30/T-35



① Diameter of protection tube	$\phi 3.0, \phi 3.2, \phi 4.8, \phi 5.0, \phi 6.0, \phi 8.0, \phi 10.0$	$\phi 4.8, \phi 5.0, \phi 6.0, \phi 8.0, \phi 10.0, \phi 12.0, \phi 15.0$ • Please contact distributors regarding $\phi 21.7$.
② Length of protection tube	Specify length by "mm" (100mm to 1,000mm) • Please contact distributors regarding other length.	Specify length by "mm" (100mm to 1,000mm) • Please contact distributors regarding other length.

③ Lead wire length	Specify length by "mm" (100mm or more)					
④ Lead protection	Code	Details	Operating temperature	Code	Details	Operating temperature
	EXA	Fiberglass with stainless steel	0 to 150°C	EXD	PVC (polyvinyl chloride)	-20 to +90°C
	EXB	Fiberglass	0 to 150°C	EXE	Silicone rubber	-55 to +180°C
	EXC	PVC (polyvinyl chloride) with copper wire braided	-20 to +90°C			

⑤ Lead wire termination	Code	Details	Code	Details
	Y	Spade lugs for JIS standard "M3" size screw	TE*1	Thermocouple connector (CSP01+CLP-A+CSP02)
	R	Ring lugs for JIS standard "M4" size screw	N	No terminal lugs *terminal soldered
	M	Metal connector (SCK-1602-P)		•See Page7

*1 : Other thermocouple connector : See Page 10

⑥ Thermocouple type	Code	Details	Code	Details
	K	Type K (Chromel-Alumel)	T	Type T (Copper-Constantan)
	J	Type J (Iron-Constantan)	E	Type E (Chromel-Constantan)

⑦ Measuring junction	Code	Details
	G	Grounded
	NG	Ungrounded
O	Exposed	* Exposed-junction type is available depending on specification such as shapes, environment of usage, etc. Please contact with our distributors.

⑧ Mounting bracket	Code	Details	Code	Details
	A	Fixed nipple (nut)	E	Compression fitting
	B	Rotary nipple (nut)	N	No bracket
	C	Fixed flange		

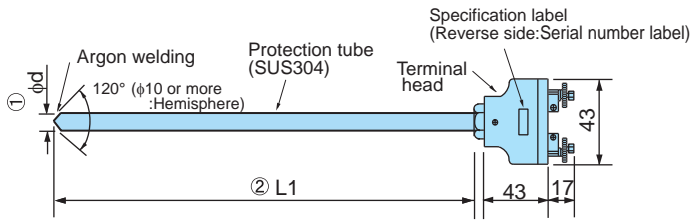
• Please contact distributors regarding other mounting bracket.

Specify size of mounting bracket when code is "A", "B", or "E".
Specify size of flange when code is "C".

Specifications	Class : class 2 * Class 1 is available (Please specify when you order)																																									
	Element : Single element * Double element is available. (Only for T-35) (Please specify when you order)																																									
	Maximum temperature for use Protection tube : SUS304																																									
	<table border="1"> <thead> <tr> <th>Thermocouple type</th> <th>Diameter of protection tube</th> <th>Operating temperature for regular use</th> <th>Maximum temperature</th> </tr> </thead> <tbody> <tr> <td rowspan="3">K</td> <td>$\phi 3.0$ to $\phi 3.2$</td> <td>300°C</td> <td>400°C</td> </tr> <tr> <td>$\phi 4.8$ to $\phi 6.0$</td> <td>650°C</td> <td>850°C</td> </tr> <tr> <td>$\phi 8.0$ or more</td> <td>750°C</td> <td>950°C</td> </tr> <tr> <td rowspan="3">J</td> <td>$\phi 3.0$ to $\phi 3.2$</td> <td>200°C</td> <td>300°C</td> </tr> <tr> <td>$\phi 4.8$ to $\phi 6.0$</td> <td>400°C</td> <td>500°C</td> </tr> <tr> <td>$\phi 8.0$ or more</td> <td>450°C</td> <td>550°C</td> </tr> <tr> <td rowspan="2">T</td> <td>$\phi 3.0$ to $\phi 6.0$</td> <td>200°C</td> <td>250°C</td> </tr> <tr> <td>$\phi 8.0$ or more</td> <td>250°C</td> <td>300°C</td> </tr> <tr> <td rowspan="3">E</td> <td>$\phi 3.0$ to $\phi 3.2$</td> <td>200°C</td> <td>300°C</td> </tr> <tr> <td>$\phi 4.8$ to $\phi 6.0$</td> <td>450°C</td> <td>500°C</td> </tr> <tr> <td>$\phi 8.0$ or more</td> <td>500°C</td> <td>550°C</td> </tr> </tbody> </table>	Thermocouple type	Diameter of protection tube	Operating temperature for regular use	Maximum temperature	K	$\phi 3.0$ to $\phi 3.2$	300°C	400°C	$\phi 4.8$ to $\phi 6.0$	650°C	850°C	$\phi 8.0$ or more	750°C	950°C	J	$\phi 3.0$ to $\phi 3.2$	200°C	300°C	$\phi 4.8$ to $\phi 6.0$	400°C	500°C	$\phi 8.0$ or more	450°C	550°C	T	$\phi 3.0$ to $\phi 6.0$	200°C	250°C	$\phi 8.0$ or more	250°C	300°C	E	$\phi 3.0$ to $\phi 3.2$	200°C	300°C	$\phi 4.8$ to $\phi 6.0$	450°C	500°C	$\phi 8.0$ or more	500°C	550°C
	Thermocouple type	Diameter of protection tube	Operating temperature for regular use	Maximum temperature																																						
	K	$\phi 3.0$ to $\phi 3.2$	300°C	400°C																																						
		$\phi 4.8$ to $\phi 6.0$	650°C	850°C																																						
		$\phi 8.0$ or more	750°C	950°C																																						
	J	$\phi 3.0$ to $\phi 3.2$	200°C	300°C																																						
		$\phi 4.8$ to $\phi 6.0$	400°C	500°C																																						
$\phi 8.0$ or more		450°C	550°C																																							
T	$\phi 3.0$ to $\phi 6.0$	200°C	250°C																																							
	$\phi 8.0$ or more	250°C	300°C																																							
E	$\phi 3.0$ to $\phi 3.2$	200°C	300°C																																							
	$\phi 4.8$ to $\phi 6.0$	450°C	500°C																																							
	$\phi 8.0$ or more	500°C	550°C																																							

Reference	<ul style="list-style-type: none"> Material of protection tube SUS316 is available. (Please specify when you order) 	<ul style="list-style-type: none"> High temperature type Thermocouple type R, S, B for high temperature type : See page 18.
-----------	--	--

Thermocouples : T-80/T-85

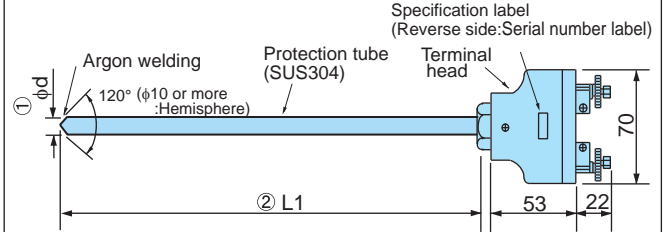


No lead wire
 T - 80 - φd - L1 - □-□-□
 ① ② ⑥ ⑦ ⑧

With lead wire
 T - 80 - φd - L1 - L - □□□-□-□-□-□
 ① ② ③ ④ ⑤ ⑥ ⑦ ⑧

- ① Diameter of protection tube
- ② Length of protection tube
- ③ Lead wire length
- ④ Lead protection
- ⑤ Lead wire termination
- ⑥ Thermocouple type
- ⑦ Sensing junction
- ⑧ Mounting bracket

Example :T-80-5-100-K-G-N (No lead wire)
 :T-80-5-100-2000-EXA-Y-K-G-N (With lead wire)



No lead wire
 T - 85 - φd - L1 - □-□-□
 ① ② ⑥ ⑦ ⑧

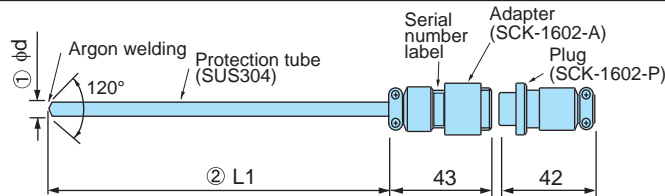
With lead wire
 T - 85 - φd - L1 - L - □□□-□-□-□-□
 ① ② ③ ④ ⑤ ⑥ ⑦ ⑧

- ① Diameter of protection tube
- ② Length of protection tube
- ③ Lead wire length
- ④ Lead protection
- ⑤ Lead wire termination
- ⑥ Thermocouple type
- ⑦ Sensing junction
- ⑧ Mounting bracket

Example :T-85-5-100-K-G-N (No lead wire)
 :T-85-5-100-2000-EXA-Y-K-G-N (With lead wire)

①	Diameter of protection tube	φ3.0, φ3.2, φ4.8, φ5.0, φ6.0, φ8.0, φ10.0	φ4.8, φ5.0, φ6.0, φ8.0, φ10.0, φ12.0, φ15.0 • Please contact distributors regarding φ21.7.																																																																										
②	Length of protection tube	Specify length by "mm" (100mm to 1,000mm) • Please contact distributors regarding other length.																																																																											
③	Lead wire length	Specify length by "mm" (100mm or more)																																																																											
④	Lead protection	<table border="1"> <thead> <tr> <th>Code</th> <th>Details</th> <th>Operating temperature</th> <th>Code</th> <th>Details</th> <th>Operating temperature</th> </tr> </thead> <tbody> <tr> <td>EXA</td> <td>Fiberglass with stainless steel</td> <td>0 to 150°C</td> <td>EXD</td> <td>PVC (polyvinyl chloride)</td> <td>-20 to +90°C</td> </tr> <tr> <td>EXB</td> <td>Fiberglass</td> <td>0 to 150°C</td> <td>EXE</td> <td>Silicone rubber</td> <td>-55 to +180°C</td> </tr> <tr> <td>EXC</td> <td>PVC (polyvinyl chloride) with copper wire braided</td> <td>-20 to +90°C</td> <td></td> <td></td> <td></td> </tr> </tbody> </table>		Code	Details	Operating temperature	Code	Details	Operating temperature	EXA	Fiberglass with stainless steel	0 to 150°C	EXD	PVC (polyvinyl chloride)	-20 to +90°C	EXB	Fiberglass	0 to 150°C	EXE	Silicone rubber	-55 to +180°C	EXC	PVC (polyvinyl chloride) with copper wire braided	-20 to +90°C																																																					
Code	Details	Operating temperature	Code	Details	Operating temperature																																																																								
EXA	Fiberglass with stainless steel	0 to 150°C	EXD	PVC (polyvinyl chloride)	-20 to +90°C																																																																								
EXB	Fiberglass	0 to 150°C	EXE	Silicone rubber	-55 to +180°C																																																																								
EXC	PVC (polyvinyl chloride) with copper wire braided	-20 to +90°C																																																																											
⑤	Lead wire termination	<table border="1"> <thead> <tr> <th>Code</th> <th>Details</th> <th>Code</th> <th>Details</th> </tr> </thead> <tbody> <tr> <td>Y</td> <td>Spade lugs for JIS standard "M3" size screw</td> <td>TE*1</td> <td>Thermocouple connector (CSP01+CLP-A+CSP02)</td> </tr> <tr> <td>R</td> <td>Ring lugs for JIS standard "M4" size screw</td> <td>N</td> <td>No terminal lugs *terminal soldered</td> </tr> <tr> <td>M</td> <td>Metal connector (SCK-1602-P)</td> <td></td> <td></td> </tr> </tbody> </table> <p>*1 : Other thermocouple connector : See Page 10 •See Page7</p>		Code	Details	Code	Details	Y	Spade lugs for JIS standard "M3" size screw	TE*1	Thermocouple connector (CSP01+CLP-A+CSP02)	R	Ring lugs for JIS standard "M4" size screw	N	No terminal lugs *terminal soldered	M	Metal connector (SCK-1602-P)																																																												
Code	Details	Code	Details																																																																										
Y	Spade lugs for JIS standard "M3" size screw	TE*1	Thermocouple connector (CSP01+CLP-A+CSP02)																																																																										
R	Ring lugs for JIS standard "M4" size screw	N	No terminal lugs *terminal soldered																																																																										
M	Metal connector (SCK-1602-P)																																																																												
⑥	Thermocouple type	<table border="1"> <thead> <tr> <th>Code</th> <th>Details</th> <th>Code</th> <th>Details</th> </tr> </thead> <tbody> <tr> <td>K</td> <td>Type K (Chromel-Alumel)</td> <td>T</td> <td>Type T (Copper-Constantan)</td> </tr> <tr> <td>J</td> <td>Type J (Iron-Constantan)</td> <td>E</td> <td>Type E (Chromel-Constantan)</td> </tr> </tbody> </table>		Code	Details	Code	Details	K	Type K (Chromel-Alumel)	T	Type T (Copper-Constantan)	J	Type J (Iron-Constantan)	E	Type E (Chromel-Constantan)																																																														
Code	Details	Code	Details																																																																										
K	Type K (Chromel-Alumel)	T	Type T (Copper-Constantan)																																																																										
J	Type J (Iron-Constantan)	E	Type E (Chromel-Constantan)																																																																										
⑦	Measuring junction	<table border="1"> <thead> <tr> <th>Code</th> <th>Details</th> </tr> </thead> <tbody> <tr> <td>G</td> <td>Grounded</td> </tr> <tr> <td>NG</td> <td>Ungrounded</td> </tr> <tr> <td>O</td> <td>Exposed *</td> </tr> </tbody> </table> <p>* Exposed-junction type is available depending on specification such as shapes, environment of usage, etc. Please contact with our distributors.</p>		Code	Details	G	Grounded	NG	Ungrounded	O	Exposed *																																																																		
Code	Details																																																																												
G	Grounded																																																																												
NG	Ungrounded																																																																												
O	Exposed *																																																																												
⑧	Mounting bracket	<table border="1"> <thead> <tr> <th>Code</th> <th>Details</th> <th>Code</th> <th>Details</th> </tr> </thead> <tbody> <tr> <td>A</td> <td>Fixed nipple (nut)</td> <td>E</td> <td>Compression fitting</td> </tr> <tr> <td>B</td> <td>Rotary nipple (nut)</td> <td>N</td> <td>No bracket</td> </tr> <tr> <td>C</td> <td>Fixed flange</td> <td></td> <td></td> </tr> </tbody> </table> <p>Specify size of mounting bracket when code is "A", "B", or "E". Specify size of flange when code is "C". • Please contact distributors regarding other mounting bracket.</p>		Code	Details	Code	Details	A	Fixed nipple (nut)	E	Compression fitting	B	Rotary nipple (nut)	N	No bracket	C	Fixed flange																																																												
Code	Details	Code	Details																																																																										
A	Fixed nipple (nut)	E	Compression fitting																																																																										
B	Rotary nipple (nut)	N	No bracket																																																																										
C	Fixed flange																																																																												
Specifications	<p>Class : class 2 * Class 1 is available (Please specify when you order) Element : Single element</p> <p>Maximum temperature for use Protection tube : SUS304</p> <table border="1"> <thead> <tr> <th>Thermocouple type</th> <th>Diameter of protection tube</th> <th>Operating temperature for regular use</th> <th>Maximum temperature</th> </tr> </thead> <tbody> <tr> <td rowspan="3">K</td> <td>φ3.0 to φ3.2</td> <td>300°C</td> <td>400°C</td> </tr> <tr> <td>φ4.8 to φ6.0</td> <td>650°C</td> <td>850°C</td> </tr> <tr> <td>φ8.0 or more</td> <td>750°C</td> <td>950°C</td> </tr> <tr> <td rowspan="3">J</td> <td>φ3.0 to φ3.2</td> <td>200°C</td> <td>300°C</td> </tr> <tr> <td>φ4.8 to φ6.0</td> <td>400°C</td> <td>500°C</td> </tr> <tr> <td>φ8.0 or more</td> <td>450°C</td> <td>550°C</td> </tr> <tr> <td rowspan="2">T</td> <td>φ3.0 to φ6.0</td> <td>200°C</td> <td>250°C</td> </tr> <tr> <td>φ8.0 or more</td> <td>250°C</td> <td>300°C</td> </tr> <tr> <td rowspan="3">E</td> <td>φ3.0 to φ3.2</td> <td>200°C</td> <td>300°C</td> </tr> <tr> <td>φ4.8 to φ6.0</td> <td>450°C</td> <td>500°C</td> </tr> <tr> <td>φ8.0 or more</td> <td>500°C</td> <td>550°C</td> </tr> </tbody> </table>		Thermocouple type	Diameter of protection tube	Operating temperature for regular use	Maximum temperature	K	φ3.0 to φ3.2	300°C	400°C	φ4.8 to φ6.0	650°C	850°C	φ8.0 or more	750°C	950°C	J	φ3.0 to φ3.2	200°C	300°C	φ4.8 to φ6.0	400°C	500°C	φ8.0 or more	450°C	550°C	T	φ3.0 to φ6.0	200°C	250°C	φ8.0 or more	250°C	300°C	E	φ3.0 to φ3.2	200°C	300°C	φ4.8 to φ6.0	450°C	500°C	φ8.0 or more	500°C	550°C	<p>Class : class 2 * Class 1 is available (Please specify when you order) Element : Single element</p> <p>Maximum temperature for use Protection tube : SUS304</p> <table border="1"> <thead> <tr> <th>Thermocouple type</th> <th>Diameter of protection tube</th> <th>Operating temperature for regular use</th> <th>Maximum temperature</th> </tr> </thead> <tbody> <tr> <td rowspan="2">K</td> <td>φ4.8 to φ6.0</td> <td>650°C</td> <td>850°C</td> </tr> <tr> <td>φ8.0 or more</td> <td>750°C</td> <td>950°C</td> </tr> <tr> <td rowspan="2">J</td> <td>φ4.8 to φ6.0</td> <td>400°C</td> <td>500°C</td> </tr> <tr> <td>φ8.0 or more</td> <td>450°C</td> <td>550°C</td> </tr> <tr> <td rowspan="2">T</td> <td>φ4.8 to φ6.0</td> <td>200°C</td> <td>250°C</td> </tr> <tr> <td>φ8.0 or more</td> <td>250°C</td> <td>300°C</td> </tr> <tr> <td rowspan="2">E</td> <td>φ4.8 to φ6.0</td> <td>450°C</td> <td>500°C</td> </tr> <tr> <td>φ8.0 or more</td> <td>500°C</td> <td>550°C</td> </tr> </tbody> </table>		Thermocouple type	Diameter of protection tube	Operating temperature for regular use	Maximum temperature	K	φ4.8 to φ6.0	650°C	850°C	φ8.0 or more	750°C	950°C	J	φ4.8 to φ6.0	400°C	500°C	φ8.0 or more	450°C	550°C	T	φ4.8 to φ6.0	200°C	250°C	φ8.0 or more	250°C	300°C	E	φ4.8 to φ6.0	450°C	500°C	φ8.0 or more	500°C	550°C
Thermocouple type	Diameter of protection tube	Operating temperature for regular use	Maximum temperature																																																																										
K	φ3.0 to φ3.2	300°C	400°C																																																																										
	φ4.8 to φ6.0	650°C	850°C																																																																										
	φ8.0 or more	750°C	950°C																																																																										
J	φ3.0 to φ3.2	200°C	300°C																																																																										
	φ4.8 to φ6.0	400°C	500°C																																																																										
	φ8.0 or more	450°C	550°C																																																																										
T	φ3.0 to φ6.0	200°C	250°C																																																																										
	φ8.0 or more	250°C	300°C																																																																										
E	φ3.0 to φ3.2	200°C	300°C																																																																										
	φ4.8 to φ6.0	450°C	500°C																																																																										
	φ8.0 or more	500°C	550°C																																																																										
Thermocouple type	Diameter of protection tube	Operating temperature for regular use	Maximum temperature																																																																										
K	φ4.8 to φ6.0	650°C	850°C																																																																										
	φ8.0 or more	750°C	950°C																																																																										
J	φ4.8 to φ6.0	400°C	500°C																																																																										
	φ8.0 or more	450°C	550°C																																																																										
T	φ4.8 to φ6.0	200°C	250°C																																																																										
	φ8.0 or more	250°C	300°C																																																																										
E	φ4.8 to φ6.0	450°C	500°C																																																																										
	φ8.0 or more	500°C	550°C																																																																										
Reference	<ul style="list-style-type: none"> Material of protection tube SUS316 is available. (Please specify when you order) High temperature type Thermocouple type R, S, B for high temperature type : See page 19. 																																																																												

Thermocouples : T-90



No lead wire

T - 90 - φd - L1 - □ - □ - □
 ① ② ⑥ ⑦ ⑧

With lead wire

T - 90 - φd - L1 - L - □□□ - □ - □ - □ - □
 ① ② ③ ④ ⑤ ⑥ ⑦ ⑧

- ① Diameter of protection tube
- ② Length of protection tube
- ③ Lead wire length
- ④ Lead protection
- ⑤ Lead wire termination
- ⑥ Thermocouple type
- ⑦ Sensing junction
- ⑧ Mounting bracket

Example :T-90-5-100-K-G-N (No lead wire)

:T-90-5-100-2000-EXA-Y-K-G-N (With lead wire)

①	Diameter of protection tube	φ3.0, φ3.2, φ4.8, φ5.0, φ6.0, φ8.0																																												
②	Length of protection tube	Specify length by "mm" (100mm to 1,000mm) • Please contact distributors regarding other length.																																												
③	Lead wire length	Specify length by "mm" (100mm or more)																																												
④	Lead protection	<table border="1"> <thead> <tr> <th>Code</th> <th>Details</th> <th>Operating temperature</th> <th>Code</th> <th>Details</th> <th>Operating temperature</th> </tr> </thead> <tbody> <tr> <td>EXA</td> <td>Fiberglass with stainless steel</td> <td>0 to 150°C</td> <td>EXD</td> <td>PVC (polyvinyl chloride)</td> <td>-20 to +90°C</td> </tr> <tr> <td>EXB</td> <td>Fiberglass</td> <td>0 to 150°C</td> <td>EXE</td> <td>Silicone rubber</td> <td>-55 to +180°C</td> </tr> <tr> <td>EXC</td> <td>PVC (polyvinyl chloride) with copper wire braided</td> <td>-20 to +90°C</td> <td></td> <td></td> <td></td> </tr> </tbody> </table>				Code	Details	Operating temperature	Code	Details	Operating temperature	EXA	Fiberglass with stainless steel	0 to 150°C	EXD	PVC (polyvinyl chloride)	-20 to +90°C	EXB	Fiberglass	0 to 150°C	EXE	Silicone rubber	-55 to +180°C	EXC	PVC (polyvinyl chloride) with copper wire braided	-20 to +90°C																				
Code	Details	Operating temperature	Code	Details	Operating temperature																																									
EXA	Fiberglass with stainless steel	0 to 150°C	EXD	PVC (polyvinyl chloride)	-20 to +90°C																																									
EXB	Fiberglass	0 to 150°C	EXE	Silicone rubber	-55 to +180°C																																									
EXC	PVC (polyvinyl chloride) with copper wire braided	-20 to +90°C																																												
⑤	Lead wire termination	<table border="1"> <thead> <tr> <th>Code</th> <th>Details</th> <th>Code</th> <th>Details</th> </tr> </thead> <tbody> <tr> <td>Y</td> <td>Spade lugs for JIS standard "M3" size screw</td> <td>TE *1</td> <td>Thermocouple connector (CSP01+CLP-A+CSP02)</td> </tr> <tr> <td>R</td> <td>Ring lugs for JIS standard "M4" size screw</td> <td>N</td> <td>No terminal lugs *terminal soldered</td> </tr> <tr> <td>M</td> <td>Metal connector (SCK-1602-P)</td> <td></td> <td>•See Page7</td> </tr> </tbody> </table> <p>*1 : Other thermocouple connector : See Page 10</p>				Code	Details	Code	Details	Y	Spade lugs for JIS standard "M3" size screw	TE *1	Thermocouple connector (CSP01+CLP-A+CSP02)	R	Ring lugs for JIS standard "M4" size screw	N	No terminal lugs *terminal soldered	M	Metal connector (SCK-1602-P)		•See Page7																									
Code	Details	Code	Details																																											
Y	Spade lugs for JIS standard "M3" size screw	TE *1	Thermocouple connector (CSP01+CLP-A+CSP02)																																											
R	Ring lugs for JIS standard "M4" size screw	N	No terminal lugs *terminal soldered																																											
M	Metal connector (SCK-1602-P)		•See Page7																																											
⑥	Thermocouple type	<table border="1"> <thead> <tr> <th>Code</th> <th>Details</th> <th>Code</th> <th>Details</th> </tr> </thead> <tbody> <tr> <td>K</td> <td>Type K (Chromel-Alumel)</td> <td>T</td> <td>Type T (Copper-Constantan)</td> </tr> <tr> <td>J</td> <td>Type J (Iron-Constantan)</td> <td>E</td> <td>Type E (Chromel-Constantan)</td> </tr> </tbody> </table>				Code	Details	Code	Details	K	Type K (Chromel-Alumel)	T	Type T (Copper-Constantan)	J	Type J (Iron-Constantan)	E	Type E (Chromel-Constantan)																													
Code	Details	Code	Details																																											
K	Type K (Chromel-Alumel)	T	Type T (Copper-Constantan)																																											
J	Type J (Iron-Constantan)	E	Type E (Chromel-Constantan)																																											
⑦	Measuring junction	<table border="1"> <thead> <tr> <th>Code</th> <th>Details</th> </tr> </thead> <tbody> <tr> <td>G</td> <td>Grounded</td> </tr> <tr> <td>NG</td> <td>Ungrounded</td> </tr> <tr> <td>O</td> <td>Exposed *</td> </tr> </tbody> </table> <p>* Exposed-junction type is available depending on specification such as shapes, environment of usage, etc. Please contact with our distributors.</p>				Code	Details	G	Grounded	NG	Ungrounded	O	Exposed *																																	
Code	Details																																													
G	Grounded																																													
NG	Ungrounded																																													
O	Exposed *																																													
⑧	Mounting bracket	<table border="1"> <thead> <tr> <th>Code</th> <th>Details</th> <th>Code</th> <th>Details</th> </tr> </thead> <tbody> <tr> <td>A</td> <td>Fixed nipple (nut)</td> <td>E</td> <td>Compression fitting</td> </tr> <tr> <td>B</td> <td>Rotary nipple (nut)</td> <td>N</td> <td>No bracket</td> </tr> <tr> <td>C</td> <td>Fixed flange</td> <td></td> <td></td> </tr> </tbody> </table> <p>• Please contact distributors regarding other mounting bracket.</p> <p>Specify size of mounting bracket when code is "A", "B", or "E". Specify size of flange when code is "C".</p>				Code	Details	Code	Details	A	Fixed nipple (nut)	E	Compression fitting	B	Rotary nipple (nut)	N	No bracket	C	Fixed flange																											
Code	Details	Code	Details																																											
A	Fixed nipple (nut)	E	Compression fitting																																											
B	Rotary nipple (nut)	N	No bracket																																											
C	Fixed flange																																													
Specifications	<p>Class : class 2 * Class 1 is available (Please specify when you order) Element : Single element * Double element is available. (Diameter of protection tube : φ4.8 or more) (Please specify when you order)</p> <p>Maximum temperature for use Protection tube : SUS304</p> <table border="1"> <thead> <tr> <th>Thermocouple type</th> <th>Diameter of protection tube</th> <th>Operating temperature for regular use</th> <th>Maximum temperature</th> </tr> </thead> <tbody> <tr> <td rowspan="3">K</td> <td>φ3.0 to φ3.2</td> <td>300°C</td> <td>400°C</td> </tr> <tr> <td>φ4.8 to φ6.0</td> <td>650°C</td> <td>850°C</td> </tr> <tr> <td>φ8.0</td> <td>750°C</td> <td>950°C</td> </tr> <tr> <td rowspan="3">J</td> <td>φ3.0 to φ3.2</td> <td>200°C</td> <td>300°C</td> </tr> <tr> <td>φ4.8 to φ6.0</td> <td>400°C</td> <td>500°C</td> </tr> <tr> <td>φ8.0</td> <td>450°C</td> <td>550°C</td> </tr> <tr> <td rowspan="2">T</td> <td>φ3.0 to φ6.0</td> <td>200°C</td> <td>250°C</td> </tr> <tr> <td>φ8.0</td> <td>250°C</td> <td>300°C</td> </tr> <tr> <td rowspan="3">E</td> <td>φ3.0 to φ3.2</td> <td>200°C</td> <td>300°C</td> </tr> <tr> <td>φ4.8 to φ6.0</td> <td>450°C</td> <td>500°C</td> </tr> <tr> <td>φ8.0</td> <td>500°C</td> <td>550°C</td> </tr> </tbody> </table>					Thermocouple type	Diameter of protection tube	Operating temperature for regular use	Maximum temperature	K	φ3.0 to φ3.2	300°C	400°C	φ4.8 to φ6.0	650°C	850°C	φ8.0	750°C	950°C	J	φ3.0 to φ3.2	200°C	300°C	φ4.8 to φ6.0	400°C	500°C	φ8.0	450°C	550°C	T	φ3.0 to φ6.0	200°C	250°C	φ8.0	250°C	300°C	E	φ3.0 to φ3.2	200°C	300°C	φ4.8 to φ6.0	450°C	500°C	φ8.0	500°C	550°C
Thermocouple type	Diameter of protection tube	Operating temperature for regular use	Maximum temperature																																											
K	φ3.0 to φ3.2	300°C	400°C																																											
	φ4.8 to φ6.0	650°C	850°C																																											
	φ8.0	750°C	950°C																																											
J	φ3.0 to φ3.2	200°C	300°C																																											
	φ4.8 to φ6.0	400°C	500°C																																											
	φ8.0	450°C	550°C																																											
T	φ3.0 to φ6.0	200°C	250°C																																											
	φ8.0	250°C	300°C																																											
E	φ3.0 to φ3.2	200°C	300°C																																											
	φ4.8 to φ6.0	450°C	500°C																																											
	φ8.0	500°C	550°C																																											
Reference	<p>Connector</p> <p>Pin No. Single Element Double Element</p> <table border="1"> <thead> <tr> <th>Pin No.</th> <th>Details</th> </tr> </thead> <tbody> <tr> <td>1</td> <td>+</td> </tr> <tr> <td>2</td> <td>-</td> </tr> <tr> <td>3</td> <td>+</td> </tr> <tr> <td>4</td> <td>-</td> </tr> </tbody> </table> <p>SCK-1602-□ SCK-1604-□</p> <p>For connector for T-90, Connector manufactured by Sanwa Connector Laboratory Co., Ltd. is used as standard. Nanaboshi Electric Mfg brand is also available. (Please specify when you order). Please specify in case of no need of the plug.</p>					Pin No.	Details	1	+	2	-	3	+	4	-																															
Pin No.	Details																																													
1	+																																													
2	-																																													
3	+																																													
4	-																																													